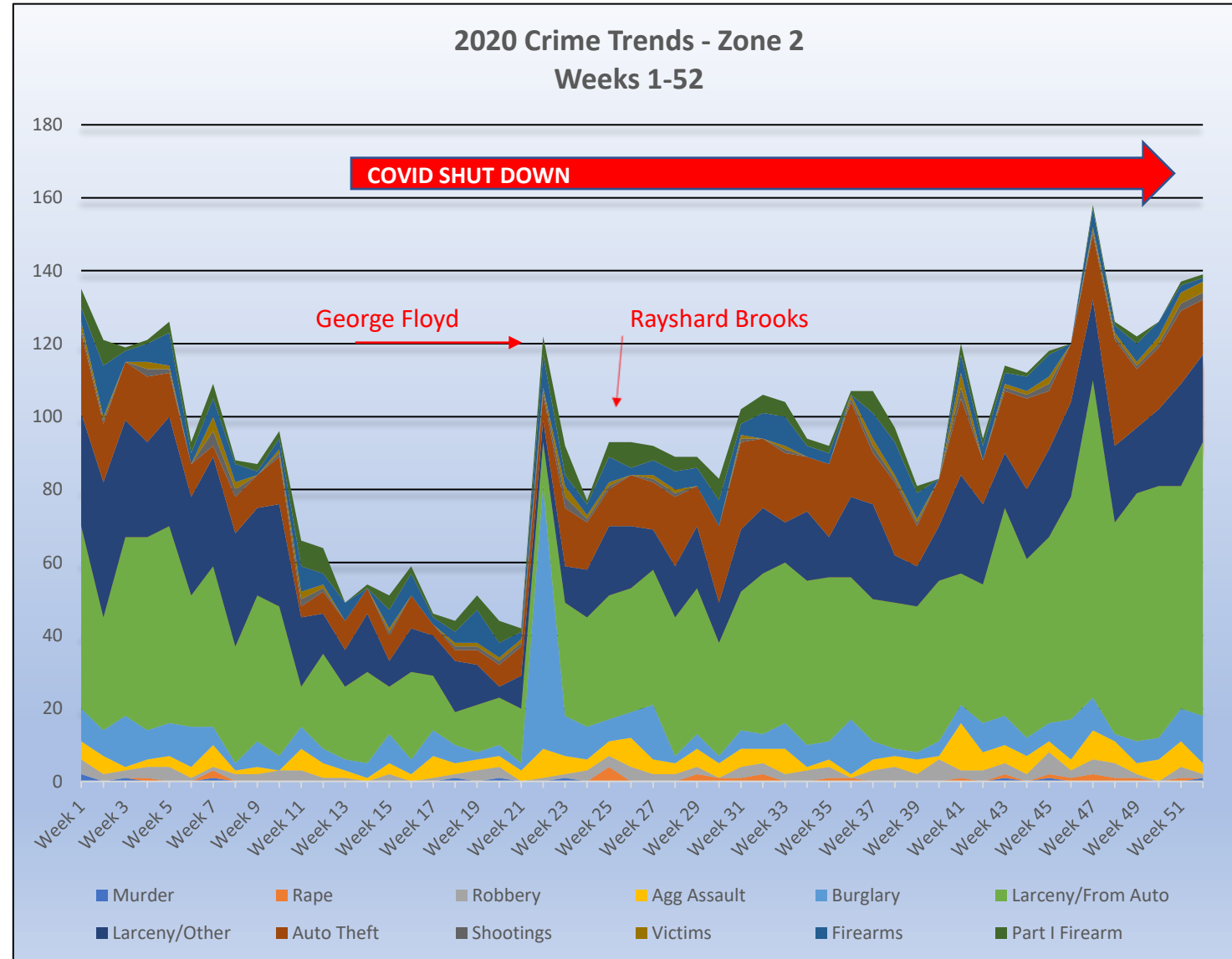
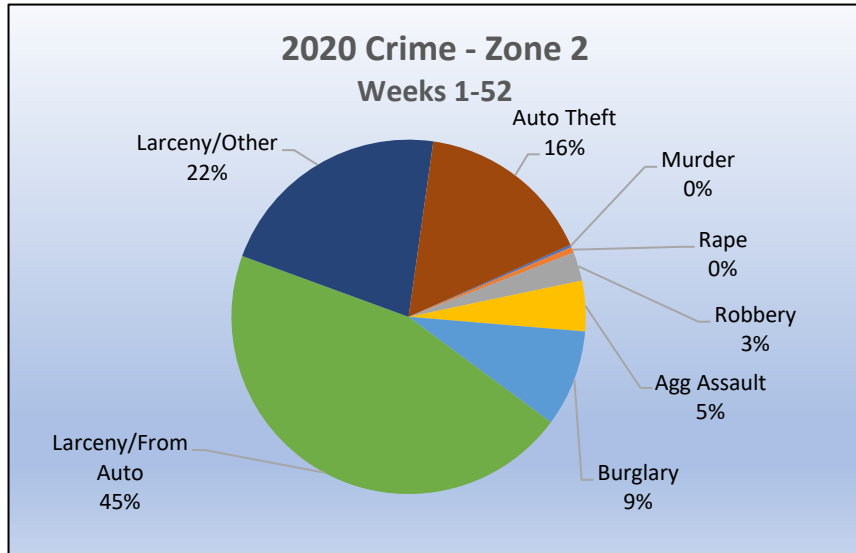


2020 Year in Review – Zone 2

- Clearly see COVID shut down
- At year-end we were back to pre-COVID levels generally
- Breakdown of crime by type consistent



2021 Weekly Crime Trend – Zone 2*

*Week 8

Overall Part I offences - Up 3%

Key Areas of Increase

- Rape +100%
- Robbery +100%
- Burglary +300%
- Agg Assault +50%
- Auto Theft +38%

Key Areas of Decrease

- Shootings -75%
- Firearms seized -89%
- Larceny -33%

Total Arrests Made 85

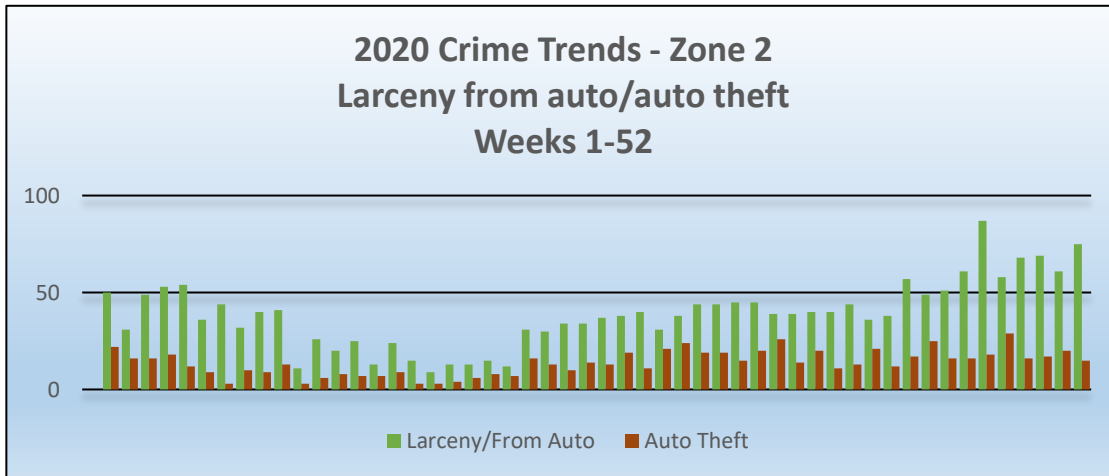
Management Stats Only	7 day 2021	7 day 2020	7 day % Chg.	28 day 2021	28 day 2020	28 day % Chg.	YTD 2021	YTD 2020	1 Year % Chg.
OFFENSES									
Murder	0	1	-100%	1	1	0%	1	2	-50%
Rape	1	0	100%	2	2	0%	2	3	-33%
Robbery	2	1	100%	7	6	17%	21	15	40%
Agg. Assault	3	2	50%	12	11	9%	27	20	35%
Burglary	3	0	300%	20	28	-29%	39	58	-33%
Larceny / From Auto	37	34	9%	201	175	15%	423	321	32%
Larceny / Other	18	27	-33%	84	120	-30%	174	225	-23%
Auto Theft	11	8	38%	73	31	135%	142	87	63%
TOTAL PART I OFFENSES	75	73	3%	400	374	7%	829	731	13%
# of Shooting Incidents	1	4	-75%	3	7	-57%	6	10	-40%
# of Shooting Victims	2	4	-50%	5	7	-29%	10	10	0%
Firearms Seized	1	9	-89%	9	22	-59%	15	45	-67%
Part I Firearm Crime	0	2	-100%	2	10	-80%	6	19	-68%
Part I Domestic Crime	0	0	0%	0	1	-100%	5	3	67%
ARRESTS									
Murder	0	0	0%	0	0	0%	0	1	-100%
Rape	0	0	0%	0	1	-100%	0	1	-100%
Robbery	0	0	0%	0	1	-100%	2	5	-60%
Agg. Assault	0	1	-100%	3	3	0%	4	7	-43%
Burglary	0	0	0%	0	0	0%	1	2	-50%
Larceny / From Auto	0	0	0%	4	3	33%	4	5	-20%
Larceny / Other	5	17	-71%	18	60	-70%	47	107	-56%
Auto Theft	0	3	-100%	0	8	-100%	2	8	-75%
TOTAL PART I ARRESTS	5	21	-76%	25	76	-67%	60	136	-56%
Narcotics Arrests	10	14	-29%	40	52	-23%	76	75	1%
Other Part II Arrests	3	16	-81%	35	50	-30%	52	78	-33%
Quality of Life Arrests	11	5	120%	30	36	-17%	73	75	-3%
Traffic Arrests	16	29	-45%	58	103	-44%	113	176	-36%
Warrant Arrests*									
TOTAL ALL ARRESTS	45	85	-47%	188	317	-41%	374	540	-31%
ACTIVITY SECTION									
Traffic Stops	688	529	30%	2,546	2,581	-1%	4,055	3,997	1%
Traffic Violations	309	393	-21%	1,313	1,449	-9%	2,462	2,927	-16%
Curfew Violations	0	0	0%	0	0	0%	0	0	0%
Curfew - Parent Responsibility	0	0	0%	0	0	0%	0	0	0%
Truancy Violations	0	0	0%	0	0	0%	0	0	0%
Pre-Arrest Diversion Referrals	0	0	0%	0	0	0%	0	0	0%
Pre-Arrest Diversion Attempts	0	0	0%	0	0	0%	0	0	0%
Recovered Stolen Autos	1	2	-50%	8	13	-38%	14	39	-64%

*Warrant Arrests intentionally left blank pending collaboration with Mark43 and TCAU

2021 Weekly Crime Trend – Zone 2*

*Through Week 8

- Consistent with year end levels which are higher than pre-COVID for larceny from auto
- Last two weeks have seen drop in larceny from auto
- Last week has seen drop in auto theft



2021 Weekly Crime Trend – Zone 2*

*Through week 8

- Firearms slight downward trend 2020
- Shootings slight downward trend
- Appears to have a cyclical nature to it

